






	Extensive (Modular)	Extensive (Built Up)	Biodiverse	Intensive
				
Suitable for	Smaller projects requiring 'Instant greening'	Larger projects (more cost effective)	Projects with specific biodiverse objectives	Roof Gardens, Recreational Applications
Specification Drivers:	<p>An ecological protection layer for:</p> <ul style="list-style-type: none"> • Air & Water quality • Lower carbon emissions • Storm water attenuation • Wildlife habitat • Extended membrane life 	<p>An ecological protection layer for:</p> <ul style="list-style-type: none"> • Air & Water quality • Lower carbon emissions • Storm water attenuation • Wildlife habitat • Extended membrane life 	<p>Diverse plant strategies can:</p> <ul style="list-style-type: none"> • Replicate or enhance the building's pre-development habitat • Attract specific wildlife 	A roof affording benefits of a small urban park or domestic garden, offering recreational and amenity benefits
Planting:	<p>Colourful carpet of planting:</p> <ul style="list-style-type: none"> • Hardy Succulents • Hardy Succulents & Herbs • Hardy Succulents & Grasses & Herbs <p>Pre-grown mat as part of self-contained complete modules.</p>	<p>Colourful carpet of planting:</p> <ul style="list-style-type: none"> • Hardy Succulents • Hardy Succulents & Herbs • Hardy Succulents & Grasses & Herbs <p>Pre-grown mat, plug planted or seed system available</p>	<p>Options for non-vegetated brown roofs or planted with native species such as:</p> <ul style="list-style-type: none"> • Hardy Succulents • Grasses • Herbs • Wildflowers 	<p>Planting includes:</p> <ul style="list-style-type: none"> • Lawn & bushes • Shrubs & small trees • Can combine with hard landscapes & water features
Build-up Height:	80-90mm	70 – 120 mm	70 – 200 mm	150 – 1500 mm
Weight:	64.5 kg/m²	80 – 125 kg/m²	90 – 225 kg/m²	200 kg/m² +
Maintenance:	Minimal	Minimal	Minimal	Regular
Irrigation:	No, unless specified	No, unless specified	No	Regular